

Getting It Right – Optimum Hygiene and Maintenance



Preparation of W&H Med
 straight/contra-angle handpieces and motors

Notes on preparation

These hygiene and care recommendations apply for W&H Med straight/contra-angle handpieces and motors in particular.

General notes

- Transmission instruments must be cleaned and disinfected immediately after every treatment.
- Use certified and tested disinfectants for W&H Med transmission instruments and surgical motors and observe the corresponding dosage and reaction time. The disinfectant used must not contain chlorine.

Transmission instruments and surgical motors labelled with this symbol are approved for the sterilization procedure recommended.

Transmission instruments and surgical motors labelled with this symbol can be cleaned and disinfected in a thermal washer disinfectant.

- Follow detailed instructions in the manufacturer's Instructions for use.
- Wear protective clothing, protective goggles, protective mask and gloves.
- Use clean, dry drive air.
- W&H recommends the use of demineralized water.
- Please refer to the detailed information at med.wh.com

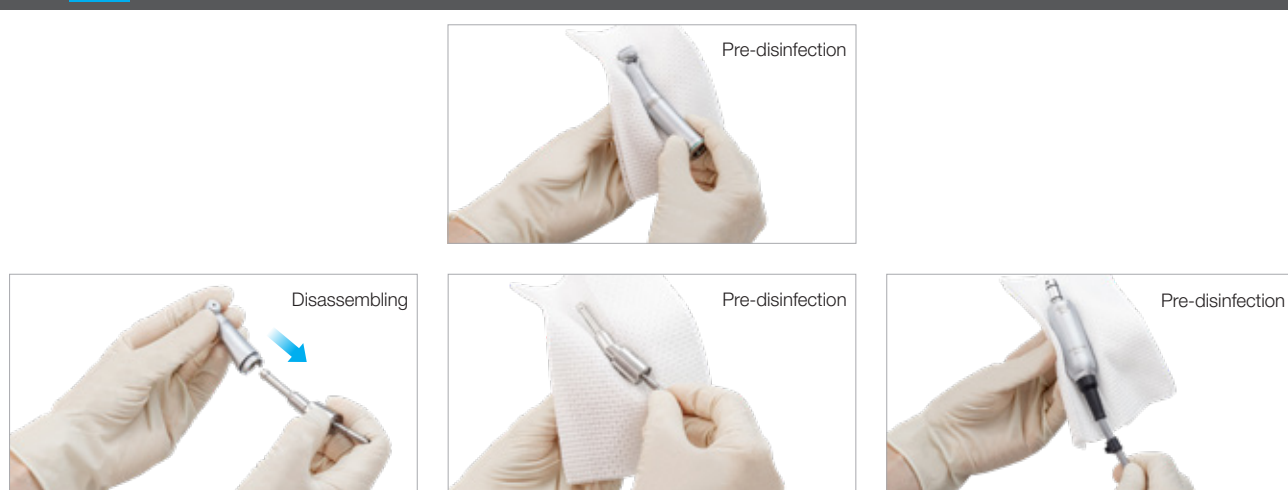
1

Initial situation



2

Preparation



3

Cleaning / Drying

Manual

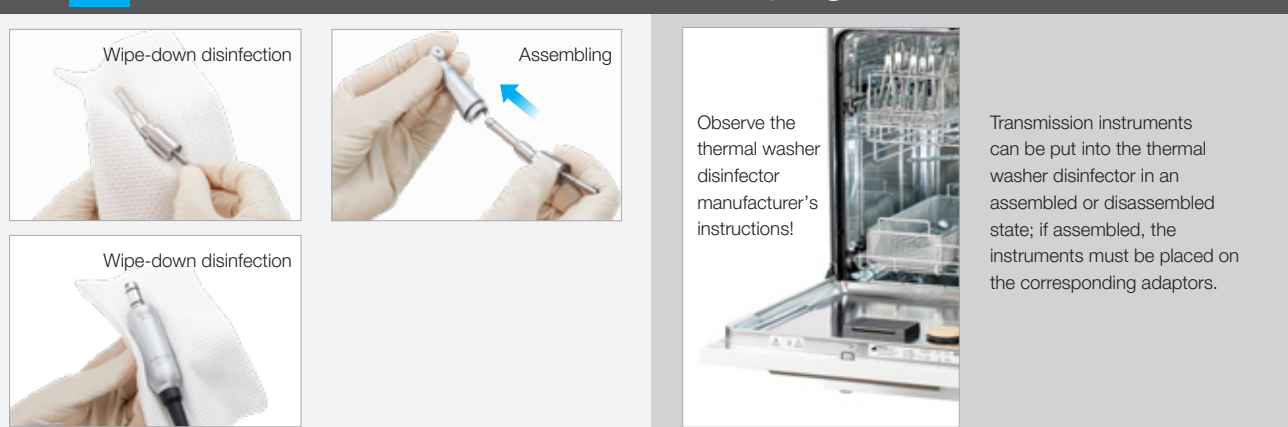


Automated




4

Disinfection / Drying



5

Inspection and lubrication



Frequency of maintenance:

- After every internal cleaning
- Before every sterilization

Manual



Machine



6

Packaging / Sterilization

7

Packaging

- Each packaging system must consist of a sterile barrier system and protective packaging.
- Use only packaging systems and methods that meet the applicable standards in respect of quality and use and are suitable for the sterilization process.
- Sterilization packages must be large enough for the sterilization goods and not be under tension.
- Never re-use pouches or any other packaging material.

Sterilization

Sterilization enables the elimination of all living micro-organisms including spores. The acceptable Sterilization Assurance Level for a sterilized product is one in a million (SAL 10⁻⁶).

- B type:** Medical grade = designed for all load types
- N type:** Only for non-pouched solid instruments
- S type:** For specific products as declared by the manufacturer

Follow detailed instructions in the manufacturer's Instructions for use. Follow your country-specific laws, directives, standards and guidelines.



8

Storage

Store sterile goods dust-free and dry. The shelf life of the sterile goods depends on the storage conditions and type of packaging.

Further information at med.wh.com/en_global/medical-products/sterilization

Distribution:

W&H Dentalwerk Bürmoos GmbH
 Ignaz-Glaser-Straße 53, Postfach 1
 51111 Bürmoos, **Austria**
 t +43 6274 6236-0
 f +43 6274 6236-55
 office@wh.com
 med.wh.com

W&H Sterilization Srl.
 Via Bolgara, 2
 24060 Brusaporto (BG), **Italy**
 t +39 035-66 63 000
 f +39 035-50 96 988
 office.sterilization@wh.com
 med.wh.com