

## The solution for your implant workflow

### Osteotomy

5.5 Ncm for all bone qualities  
and 90 ml/min coolant to  
prevent necrosis.

### Threading

Stress-free healing.  
It prevents compression  
of the bone.

### Implant insertion

Controlled insertion of all  
types of implant with torque  
of up to 70 Ncm.

## W&H accessories



### Coolant hose

- › Precise fit
- › Flexible to use for  
all W&H surgical devices



### Surgical trolley

- › Your W&H control units  
in one compact location
- › Space-saving
- › Mobile



### Transportation case

- › Securely packed for travel
- › Space for Implantmed,  
foot control, straight and  
contra-angle handpieces

## Technical data

CE  
0297

Type:	Implantmed SI-923	Implantmed SI-915
Mains voltage:	230 V	120 V
Permissible voltage fluctuation:	220 – 240 V	110 – 130 V
Rated current:	0.3 – 0.8 A	0.3 – 1.6 A
Frequency:	50 – 60 Hz	
Mains fuse (2 pcs):	250 V – T1.6 AH	
Maximum power consumption:	160 VA	
Maximum power output:	80 W	
Maximum torque at motor:	5.5 Ncm	
Motor speed range in the rated voltage range:	300 – 40,000 rpm	
Coolant flow volume at 100%:	at least 90 ml/min	
Dimensions in mm (height x width x depth):	100 x 235 x 240	
Weight in kg:	2.7 kg	
Foot control:	S-N2	
Straight and contra-angle handpieces:	WI-75 E/KM / S-9 L G / S-11 L G / WS-56 L G / WS-75 L G / WS-91 L G / WS-92 L G	
Warranty:	12 months	



W&H Dentalwerk Bürmoos GmbH  
Ignaz-Glaser-Straße 53, Postfach 1  
51111 Bürmoos, Austria  
t +43 6274 6236-0  
f +43 6274 6236-55  
office@wh.com  
wh.com

#whdentalwerk  
f @ in v  
video.wh.com

Now at  
your dealer  
or [wh.com](http://wh.com)



# Ergonomic, simple, powerful.

Respects your needs.  
Today and tomorrow.



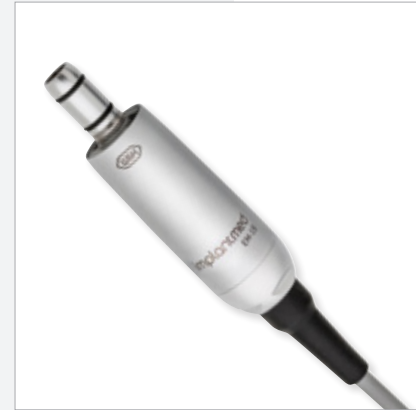
implantmed CLASSIC

Pictures are for illustrative purposes only. Additional equipment and contents of the accessories shown are not included as standard.

20482 AEN Rev. 002 / 31.01.2019  
Subject to alterations

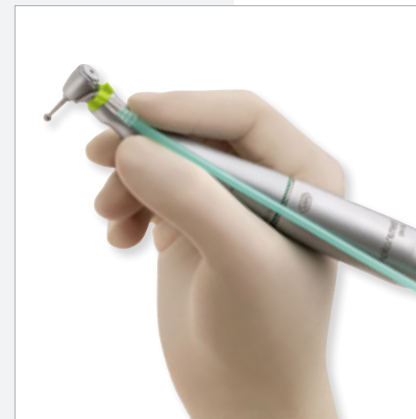
## Focus on the essentials

Implantmed impresses users with its intuitive ease of use. You can fully and completely concentrate on the most important aspect: your patients.



### Powerful motor

With a motor torque of 5.5 Ncm and a motor speed range of 300 to 40,000 rpm, Implantmed is an impressively powerful instrument.



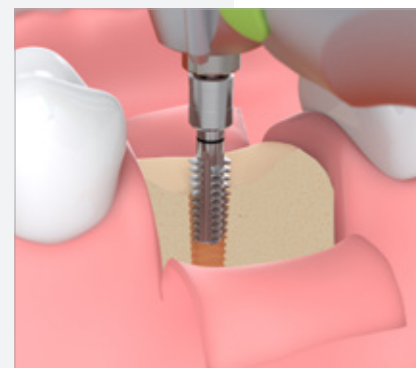
### Fatigue-free operation

In combination the short motor and the ergonomically shaped contra-angle handpiece are perfectly balanced. You can work for long periods without fatigue or cramp in your hand.



### Easy to use

Its new display with auto backlight makes Implantmed easy and uncomplicated to use.



### Stress-free healing

The automatic thread cutter function supports you when inserting implants in hard bone. It prevents compression of the bone.

**Dr. med. dent. Robert Schwagierek, M. A.**  
dentist specializing in oral surgery.

»Ease of use makes it possible: high degree of safety and high-quality treatment for patients. Maximum efficiency in everyday practice.«

Implantmed  
with new  
electric motor  
EM-19



## The surgical straight and contra-angle handpieces with mini LED+ and generator

**WS-75 L G | 20:1**

Specially designed for preparation of the implant site and implant insertion.

**S-9 L G | 1:1**  
**S-11 L G | 1:1**

Developed for apical resections, osteotomies, sequestrotomies, bone modelling and bone smoothing as well as the extraction of wisdom teeth.

**WS-91 L G | 1:2,7**

Specially designed to improve access in the premolar and molar region as well as for the extraction of wisdom teeth.

**WS-56 L G | 1:1**  
**WS-92 L G | 1:2,7**

Designed for osteotomies, sequestrotomies, germectomies, hemisections.

