












System overview adaptor Assistina 301 plus

Straight and contra-angle handpieces

All straight and contra-angle handpieces with ISO connection	
Contra-angles with removable heads	 Adaptor REF 02679000
T1 CLASSIC from Sirona Dental Systems for contra-angle handpieces	 Adaptor REF 02691000
FG chuck system (W&H, Sirona Dental Systems)	 Adaptor REF 02693000
Entran contra-angle head	 Adaptor REF 05204600

Turbines

T1, T2, T3 from Sirona Dental Systems	 Adaptor REF 02692000	Base adaptor REF 02685000  for 4-hole turbines
W&H turbines, air scaler and air motors with Roto Quick system	 W&H Adaptor REF 02690400	
Turbines or adaptors with 4-hole fix connection (with or without light)		
Turbines with Multiflex connection from Kaltenbach & Voigt	 Adaptor REF 04713200	
Turbines with Borden 2(3)-hole fix connection	 Adaptor REF 07014500	

